

Scaled data based on original data using
LM-79-08 Approved Method: Electrical and Photometric Measurements of Solid-
State Lighting Products

Test Report Prepared for
Cooper Lighting Solutions
(formerly Eaton)

Brand: McGRAW-EDISON

Report Number: P200272

Luminaire Tested: **GPC-AF-02-LED-E1-SL2-7050-HSS**

Issue Date: 3/3/2020

Test Information

Test Method: LM-79-08
Report Number: P200272
TEST IS SCALED FROM IESNA LM-79-08 TEST DATA (P24287)
Test Lab: INNOVATION CENTER P2
Issue Date: 3/3/2020
Manufacturer: COOPER LIGHTING SOLUTIONS (FORMERLY EATON)
Product Line: MCGRAW-EDISON
Catalog Number: GPC-AF-02-LED-E1-SL2-7050-HSS
Description: GALLEON PEDESTRIAN LUMINAIRE
(2) 70 CRI, 5000K, 1050mA LIGHTSQUARES WITH 16 LEDS EACH AND TYPE II
SPILL LIGHT ELIMINATOR OPTICS WITH HOUSE SIDE SHIELD
Light Source: -
Ballast/Driver: ELECTRONIC DRIVER

Summary

Lumens per Lamp: N/A
Luminaire Lumens: 10289 lumens
Efficiency: N/A
Efficacy: 91.1 lumens/watt
Luminous Opening: Rectangular (W 1' x L: 0.5' x H: 0')
IES Classification: Type II - Short - Semi-Cutoff
BUG Rating: B1 - U0 - G2

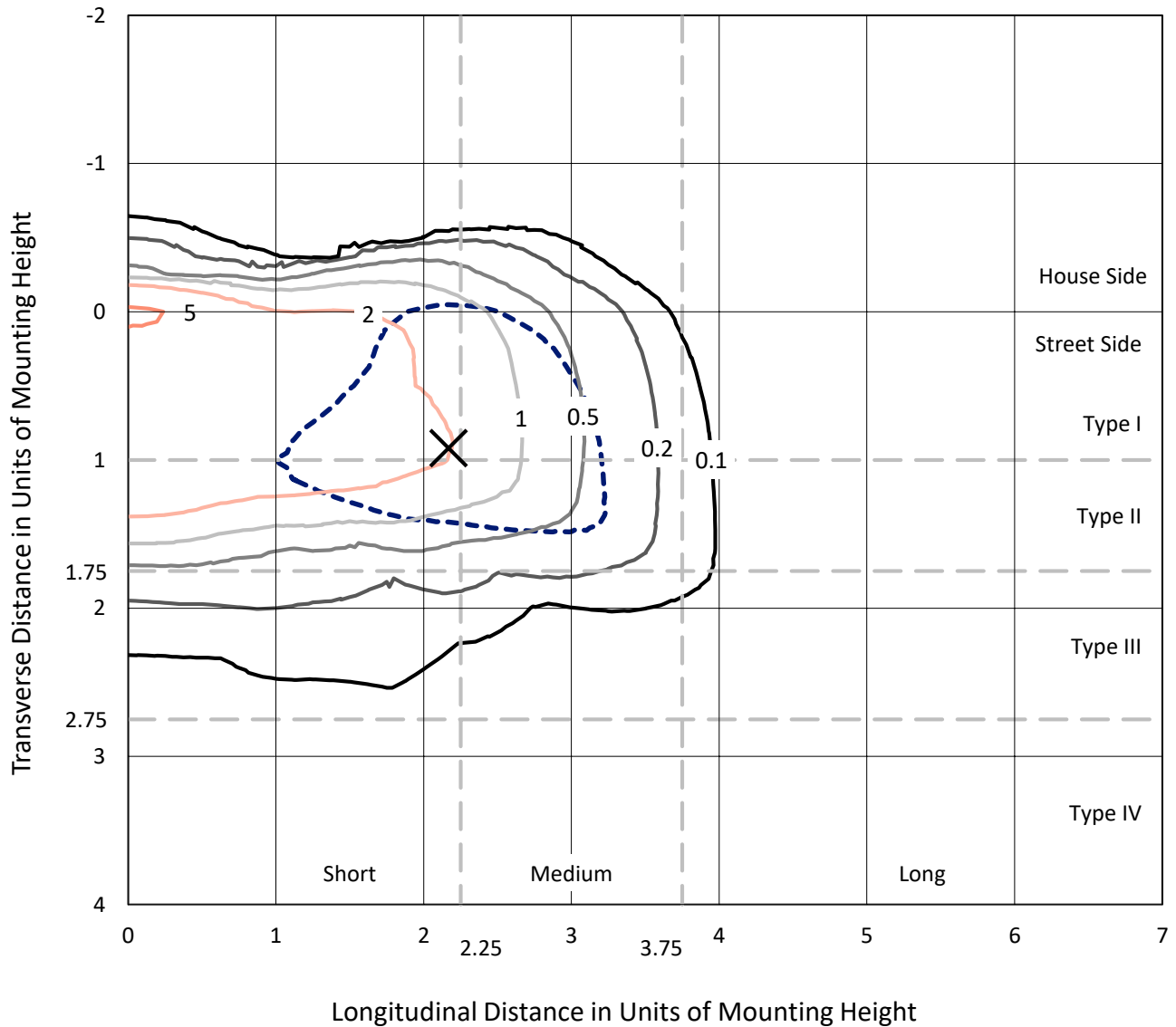
Input Watts (W): 113
Input Voltage (V): NR
Input Current (Ain): NR
Voltage Rise (V): NR
Power Factor: NR
Total Harmonic Distortion (THDi): NR
Frequency (hertz): 60
Stabilization Time: NR
Operation Time: NR
Ambient Temperature (°C): NR
Test Distance: 25 FT



REPORT NUMBER: P200272
 CATALOG NUMBER: GPC-AF-02-LED-E1-SL2-7050-HSS

Iso-Footcandle Lines of Horizontal Illumination

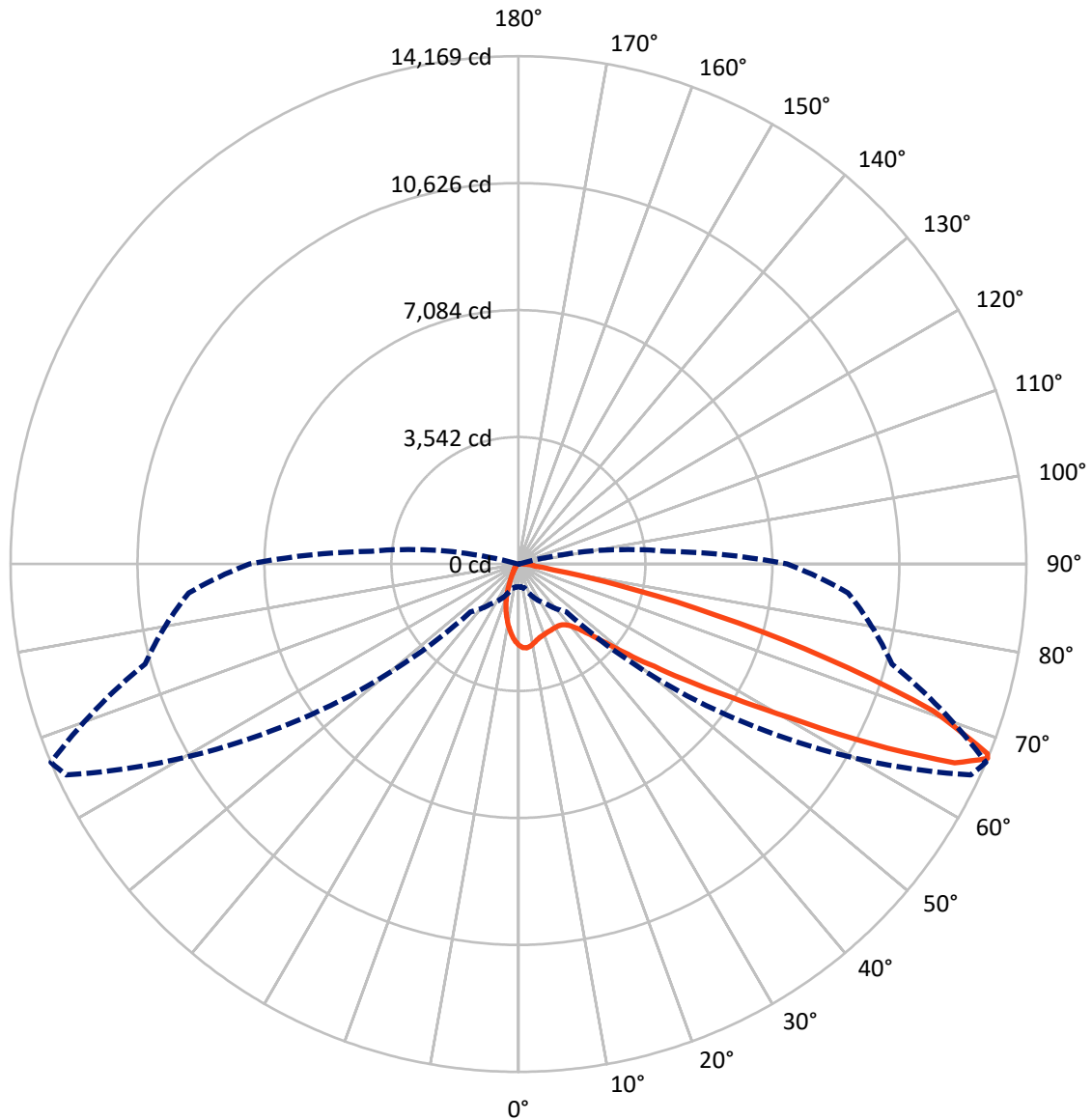
× Max cd
 - - - 1/2 Max cd



Based on 20 foot mounting height. Maximum calculated value = 5.7 fc
 Type II - Short - Semi-Cutoff

REPORT NUMBER: P200272
CATALOG NUMBER: GPC-AF-02-LED-E1-SL2-7050-HSS

Luminous Intensity Polar Plot



— Vertical Plane Through 67-Deg Lateral - - - Horizontal Cone Through 67-Deg Vertical

REPORT NUMBER: P200272

CATALOG NUMBER: GPC-AF-02-LED-E1-SL2-7050-HSS

FLUX DISTRIBUTION:

		Downward	Upward	Total
House Side	Lumens	1068.3	0.0	1068.3
	% Fixture	10.4	0.0	10.4
Street Side	Lumens	9220.7	0.0	9220.7
	% Fixture	89.6	0.0	89.6
Total	Lumens	10289.0	0.0	10289.0
	% Fixture	100.0	0.0	100.0

ZONAL LUMENS:

Zone	Lumens	% Fixture
0°-10°	184.6	1.8
10°-20°	393.0	3.8
20°-30°	571.3	5.6
30°-40°	891.3	8.7
40°-50°	1578.9	15.3
50°-60°	2498.5	24.3
60°-70°	2861.7	27.8
70°-80°	1187.0	11.5
80°-90°	122.6	1.2
90°-100°	0.0	0.0
100°-110°	0.0	0.0
110°-120°	0.0	0.0
120°-130°	0.0	0.0
130°-140°	0.0	0.0
140°-150°	0.0	0.0
150°-160°	0.0	0.0
160°-170°	0.0	0.0
170°-180°	0.0	0.0
0°-90°	10289.0	100.0
0°-180°	10289.0	100.0

Coefficient of Utilization



REPORT NUMBER: P200272

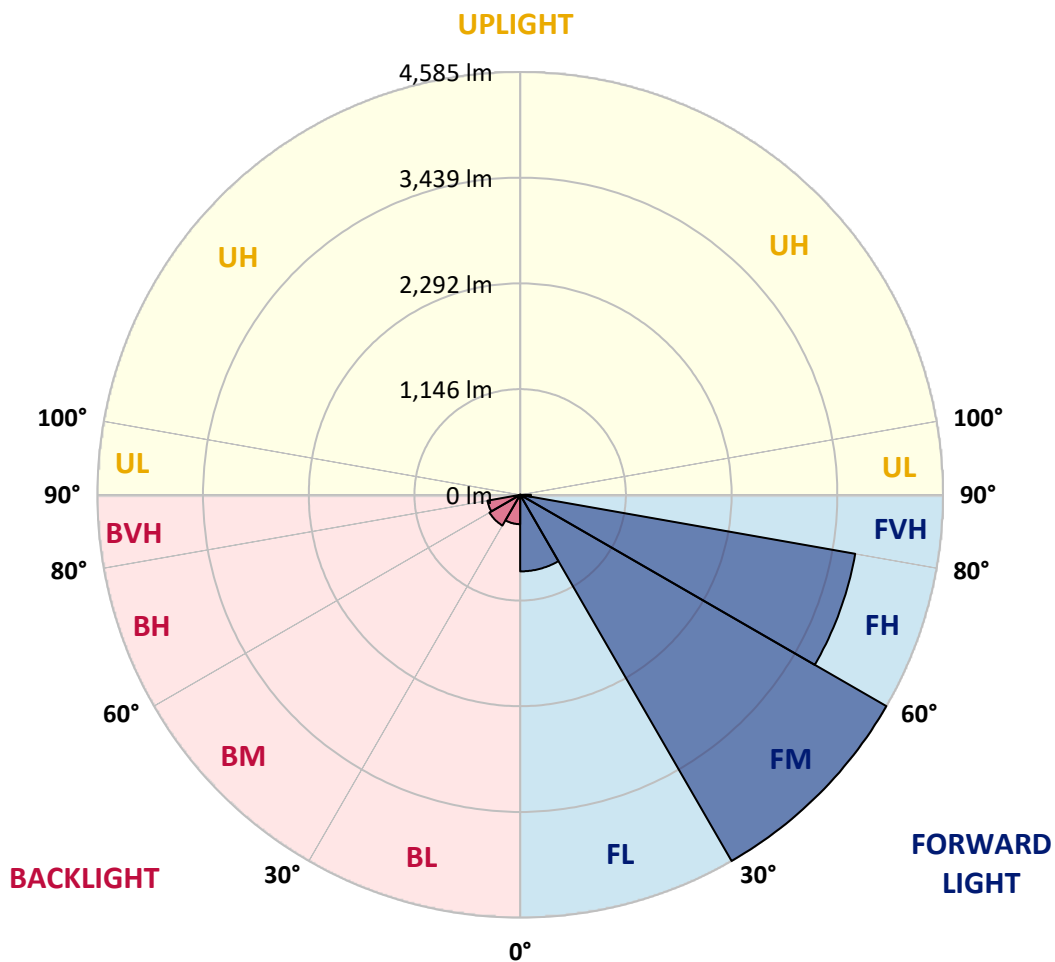
CATALOG NUMBER: GPC-AF-02-LED-E1-SL2-7050-HSS

LUMINAIRE CLASSIFICATION SYSTEM LUMEN TABLE AND BUG RATING:

Zone	Lumens	% Fixture	Zone Rating/Lumen Limit		
			B	U	G
FL (0°-30°)	830.2	8.1			
FM (30°-60°)	4584.8	44.6			
FH (60°-80°)	3688.6	35.9			G2/5000
FVH (80°-90°)	117.1	1.1			G2/225
BL (0°-30°)	318.8	3.1	B1/500		
BM (30°-60°)	383.9	3.7	B1/1000		
BH (60°-80°)	360.1	3.5	B1/500		G1/500
BVH (80°-90°)	5.5	0.1			G0/10
UL (90°-100°)	0.0	0.0		U0/0	
UH (100°-180°)	0.0	0.0		U0/0	

BUG Rating: B1-U0-G2

Type II Short



REPORT NUMBER: P200272

CATALOG NUMBER: GPC-AF-02-LED-E1-SL2-7050-HSS

CANDELA DISTRIBUTION (FULL):

	0°	5°	15°	25°	35°	45°	55°	65°	67°	75°	85°
0°	2269.1	2269.1	2269.1	2269.1	2269.1	2269.1	2269.1	2269.1	2269.1	2269.1	2269.1
2.5°	2345.9	2350.7	2350.1	2353.7	2362.1	2362.7	2354.3	2338.1	2334.5	2313.5	2276.9
5°	2163.5	2177.3	2185.7	2219.9	2258.3	2304.5	2339.3	2351.9	2350.1	2335.1	2279.9
7.5°	1955.2	1969.0	1978.6	2018.8	2069.9	2149.1	2239.7	2314.1	2320.7	2336.9	2277.5
10°	1816.6	1819.0	1832.2	1870.6	1924.0	2005.0	2113.1	2243.3	2263.1	2322.5	2271.5
12.5°	1702.6	1704.4	1721.8	1763.2	1820.2	1901.8	2015.2	2165.9	2196.5	2304.5	2270.3
15°	1621.6	1628.2	1643.8	1687.0	1747.6	1828.6	1945.0	2108.9	2145.5	2297.9	2281.1
17.5°	1594.6	1601.8	1606.6	1637.8	1693.0	1772.2	1891.6	2071.7	2113.1	2301.5	2302.1
20°	1622.8	1628.2	1617.4	1625.2	1659.4	1730.2	1846.6	2039.9	2089.1	2305.7	2329.1
22.5°	1727.8	1730.2	1700.8	1666.6	1660.6	1699.6	1811.2	2014.6	2067.5	2317.1	2360.9
25°	1907.8	1903.6	1855.6	1781.8	1712.2	1694.2	1790.2	1999.0	2056.7	2329.1	2393.9
27.5°	2125.1	2131.1	2065.1	1957.6	1825.0	1730.2	1787.2	1992.4	2051.9	2337.5	2422.7
30°	2389.1	2397.5	2321.9	2186.9	1996.6	1819.0	1814.8	1991.2	2048.9	2332.1	2425.1
32.5°	2658.6	2668.8	2609.4	2470.1	2225.9	1967.8	1877.2	2004.4	2054.9	2313.5	2411.3
35°	2940.7	2955.1	2915.4	2796.0	2536.8	2182.7	1987.0	2044.7	2083.1	2311.7	2397.5
37.5°	3330.1	3343.3	3268.9	3142.3	2913.0	2470.7	2163.5	2120.3	2149.7	2340.5	2401.1
40°	3911.7	3909.9	3717.8	3524.0	3326.5	2836.8	2411.3	2257.1	2272.1	2427.5	2445.5
42.5°	4545.4	4542.4	4258.5	3963.9	3785.6	3287.5	2737.2	2493.6	2483.4	2587.8	2560.8
45°	5033.9	5033.3	4801.7	4469.8	4338.4	3804.8	3158.5	2822.4	2806.8	2848.2	2773.2
47.5°	5242.2	5245.8	5129.3	4895.9	4951.1	4504.6	3689.6	3298.9	3275.5	3258.7	3144.7
50°	5080.1	5087.3	5096.9	5051.3	5400.6	5445.0	4402.0	3970.5	3959.1	3884.1	3705.8
52.5°	4550.8	4587.4	4700.2	4844.9	5556.6	6347.6	5518.8	4804.7	4743.5	4663.6	4467.4
55°	3659.0	3699.2	3913.5	4264.5	5324.4	6940.5	7084.0	5880.1	5778.1	5539.8	5256.6
57.5°	2421.5	2484.0	2794.8	3241.3	4649.8	7036.0	8645.5	7372.6	7017.4	6365.0	6045.7
60°	1334.1	1394.1	1731.4	2135.9	3358.3	6564.3	9695.8	9315.9	8688.1	7287.4	7004.2
62.5°	821.6	854.0	1103.0	1479.3	2014.0	5181.0	9913.0	11757.8	11031.1	8475.1	8161.8
65°	654.1	667.9	789.8	1209.3	1443.9	3081.7	9211.4	13619.4	13377.0	9913.0	9198.2
67°	634.9	640.3	698.0	1038.2	1361.1	1889.2	7717.1	13922.5	14168.5	10783.2	9230.7
67.5°	639.1	645.1	699.8	990.8	1358.7	1736.2	7202.2	13803.1	14113.9	10852.2	9087.2
70°	616.3	634.9	801.2	990.2	1292.1	1442.7	4313.2	11959.5	12282.9	10083.4	7710.5
72.5°	218.4	219.6	346.3	801.2	1404.9	1458.3	2165.9	8767.3	9006.8	7713.5	5559.0
75°	129.6	110.4	115.2	228.1	1342.5	1416.3	1249.5	5602.2	5691.7	4420.0	2815.2
77.5°	89.4	78.0	80.4	100.8	511.3	1396.5	992.6	2921.4	2826.0	1550.1	599.5
80°	51.0	45.0	48.0	88.2	186.0	1302.9	936.2	1184.7	1010.0	262.9	165.6
82.5°	27.0	22.8	27.6	72.6	129.6	812.0	938.0	572.5	453.7	88.8	112.8
85°	9.6	7.8	13.2	49.8	86.4	249.1	869.6	481.3	378.1	43.2	85.8
87.5°	1.8	1.8	5.4	20.4	34.8	76.2	514.3	285.7	191.4	25.8	58.8
90°	0.0	0.0	0.0	0.0	0.0	0.0	0.0	0.0	0.0	0.0	0.0



REPORT NUMBER: P200272

CATALOG NUMBER: GPC-AF-02-LED-E1-SL2-7050-HSS

CANDELA DISTRIBUTION (continued):

	90°	95°	105°	115°	125°	135°	145°	155°	165°	175°	180°
0°	2269.1	2269.1	2269.1	2269.1	2269.1	2269.1	2269.1	2269.1	2269.1	2269.1	2269.1
2.5°	2261.9	2236.1	2201.3	2158.7	2108.3	2063.9	2030.9	1996.6	1989.4	1977.4	1975.6
5°	2246.9	2202.5	2116.1	2017.0	1911.4	1816.0	1738.6	1669.6	1639.0	1612.6	1609.6
7.5°	2224.7	2158.1	2011.0	1851.4	1686.4	1536.3	1409.1	1319.1	1236.3	1196.7	1190.7
10°	2198.9	2103.5	1892.8	1671.4	1443.3	1231.5	1042.4	884.0	788.0	731.0	723.8
12.5°	2174.9	2050.1	1772.2	1484.7	1181.7	898.4	655.3	504.1	403.3	362.5	357.7
15°	2163.5	2006.8	1659.4	1293.9	908.0	571.9	358.3	277.3	244.3	234.7	234.1
17.5°	2162.3	1970.2	1548.9	1096.4	636.1	332.5	233.5	213.0	206.4	204.0	204.0
20°	2161.7	1935.4	1438.5	891.8	403.9	221.4	194.4	189.6	184.8	181.8	181.8
22.5°	2168.3	1904.2	1323.3	683.0	254.5	179.4	171.0	166.2	160.2	156.0	155.4
25°	2174.9	1880.2	1205.7	486.1	184.2	156.0	147.6	141.0	132.6	127.2	126.6
27.5°	2176.1	1850.2	1079.6	325.3	154.2	136.2	125.4	115.2	105.6	100.2	99.6
30°	2158.1	1799.8	939.8	219.6	136.2	118.2	103.8	93.0	84.0	79.8	79.8
32.5°	2122.7	1737.4	786.2	165.6	121.2	101.4	85.8	75.6	69.6	67.8	67.2
35°	2090.9	1670.2	628.3	140.4	108.6	85.8	70.2	63.6	60.0	59.4	58.8
37.5°	2072.3	1616.2	480.1	127.2	96.6	72.0	59.4	54.6	52.8	51.6	52.2
40°	2086.7	1571.1	354.7	116.4	84.6	60.0	50.4	48.0	46.2	45.6	45.6
42.5°	2149.7	1563.3	263.5	106.8	73.2	49.8	43.8	42.0	40.8	40.2	40.8
45°	2315.3	1611.4	204.6	97.8	61.8	42.0	37.2	36.6	36.0	36.0	36.0
47.5°	2564.4	1710.4	170.4	87.6	51.6	36.0	32.4	31.8	31.2	31.8	31.8
50°	2986.3	1891.6	152.4	77.4	42.6	30.6	27.6	27.6	27.6	27.6	28.2
52.5°	3627.8	2248.1	140.4	67.2	34.8	25.8	23.4	23.4	24.0	24.0	24.6
55°	4342.6	2721.0	129.6	57.0	29.4	21.6	19.2	19.8	20.4	21.0	21.0
57.5°	5117.9	3244.9	120.6	46.8	25.2	17.4	16.2	16.8	17.4	18.6	18.6
60°	6053.5	3812.0	107.4	36.6	21.0	13.8	12.6	13.8	15.6	16.8	17.4
62.5°	7081.0	4360.6	90.6	28.8	17.4	10.8	10.2	12.6	15.0	16.2	16.8
65°	7783.1	4532.8	69.6	23.4	13.2	7.8	8.4	11.4	14.4	16.2	16.2
67°	7498.7	4109.7	57.0	19.8	10.8	6.0	7.8	11.4	14.4	15.6	16.2
67.5°	7301.2	3944.1	54.6	19.2	10.2	6.0	7.8	11.4	14.4	16.2	16.2
70°	5940.7	2962.9	45.6	14.4	8.4	5.4	6.6	10.8	13.8	15.6	15.6
72.5°	4127.7	1826.8	40.8	10.2	7.2	4.8	6.0	10.2	13.2	15.0	15.6
75°	1962.4	661.3	34.8	7.8	6.6	4.2	5.4	10.2	13.2	15.0	15.0
77.5°	400.3	153.6	28.2	6.6	5.4	4.2	4.8	9.6	12.6	14.4	14.4
80°	131.4	59.4	21.0	6.0	5.4	4.2	4.8	9.0	12.6	13.8	14.4
82.5°	94.8	30.0	13.8	6.0	5.4	4.2	4.2	9.0	12.0	13.8	13.8
85°	72.6	21.0	9.0	6.0	5.4	4.2	4.2	8.4	11.4	13.2	13.2
87.5°	48.0	8.4	7.2	6.0	5.4	4.2	4.2	8.4	10.8	12.6	13.2
90°	0.0	0.0	0.0	0.0	0.0	0.0	0.0	0.0	0.0	0.0	0.0

(END OF REPORT)